

Aquas

*Chilled Water Fan Coil Convertible Type
400 - 2,000 CFM
CFEB Series 50 Hz*





AQUAS - Richness of Comfort

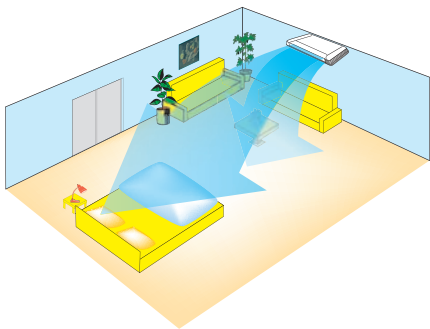


Trane's new Chilled Water Fan Coils cooling comfort, with luxurious design, state of the art technology and long life durability AQUAS Water Coil with optional digital wired control or LCD wireless control, is easily to use and allows precise room temperature control.


With advanced manufacturing techniques, Trane's AQUAS Chilled Water Fan Coil is the perfect product for your modern lifestyle.



Vertical Airflow Circulation



Horizontal Airflow Circulation



Flexibility

AQUAS's convertible design allows for flexibility in installation. AQUAS may be installed under the ceiling, low on the wall, or on the floor, depending on the space available in your room.

Quality

All major components are individually inspected and tested, and every unit undergoes a run-test, prior to shipment from the factory.

Comfort and Reliability

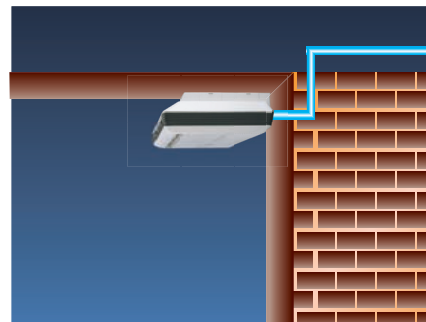
- Full Capacity and Energy Savings.
- Washable Filter.
- Low Maintenance.
- Attractive Style.
- 2-directional Air Discharge.
- Effective Air Discharge.
- Low Operating Noise.
- **Power Failure Recovery** saves settings during a power failure and restarts the system automatically when power resumes.

Trane Mini Condensate Pump (Option) is designed to be installed with chilled water fan coil in wall-typed, ceiling suspend-typed and floor mount-typed air conditioners. A set consists of pump unit and floating detection unit.

One Touch Control Switch



Drain Pump Application



* Water flow rate has to be calculated from the actual distance from the suction head to the discharge head referring to the pump's manual

New!

Trane Unique Control instantly bring all comfort and convenience to your modern lifestyle.



Wireless remote control

New!

best suit your needs with new privileged mode and function, elegant appearance, and simple use.



Digital wired control

New!

Room Thermostat Room thermostat has the following features:



Room Thermostat

- Power - On/Off.
- Fan Speeds - Low, Medium, High.
- Temperature adjustment between 16-30 °C

Luminous On/Off Button: makes you easily on/off air conditioner during night time or the dark.

Light Button: makes you easily use during night time or the dark.

Send Button: confirm or select unit operation according to LCD display.

Front Blade Function: allows for control of front air flow direction and helps room air circulation.

Louver Function: allows you control 5 levels air flow direction of top discharge.

* Functions and buttons above are available only for Wireless remote control.

Note: Front Blade, Louver, and Sweep function are optional features.

Powercool (Turbo) Mode: provides quick convenient cooling capacity. (Turbo Mode for digital wired control)

Sleep Mode: provides more comfort with automatically appropriate room temperature adjustment during your rest.

Econo Mode: provides more energy saving with high efficient cooling capacity.

Dry Mode: provides effective humidity reduction with high efficient cooling capacity.

Sweep Function: helps provide better efficient air distribution and circulation.

Mode of Operation: allows you control the operating modes: Fan, Cool, Dry.

Fan Speed: continuously provides cool air flow with 4 fan levels: High, Medium, Low, and Auto.

Temperature Setting: set teperature range is from 15 °C to 30 °C.

24 Hours Programmable Timer: Users can select on/off time of the unit as real time.

Illuminating LCD Display: lightens up when press any buttons for digital wired control, but from 1800 to 0600 hrs for wireless remote control.
- Provides precise temperature and no batteries required! (Digital wired control only).



TPICCV Valve (Option)

TPICCV Trane Pressure Independent Characterized Control Valves (Option - 5 Years Warranty) combines a differential pressure regulator with a 2-way control valve which supplies a specific constant flow for each degree of valve opening regardless of pressure variation in the system. Recommend to use with Trane Thermostat for precise temperature control.



Motorized Valve Spring Return (Option)




Motorized Valve Electric Return (Option)


Trane Motorized Valve/ Spring or Electric Return (1 Year Warranty) is used to open/close the chilled water piping system to control the room temperature according to the thermostat's set point. *Recommend to use with Trane Thermostat for precise temperature control.*

* Control valve option cannot be factory installed inside unit. It will be provided separately.

Aeriscoat R (Option)



Before Coated



After Coated & Curing

Aeriscoat R removes and protects all microorganisms, biofilm & corrosion in one step certified by CSIRO & approved by USEPA. The effectiveness lasts 5 years and reduces maintenance. Applicable to coil in heat exchanger & evaporator especially for use in humid climate, seaside, factories, hotels, etc.

Performance Data

CFEB04-20

Unit Size	EWT (F)	Water Temperature Rise (F)															
		8				10				12				15			
		TC	SC	GPM	PD	TC	SC	GPM	PD	TC	SC	GPM	PD	TC	SC	GPM	PD
04	40	16.58	10.99	4.13	17.95	15.55	10.53	3.10	10.83	14.41	10.03	2.39	6.88	12.53	9.23	1.67	3.64
	45	13.14	9.48	3.27	11.74	12.04	9.03	2.40	6.82	10.94	8.58	1.82	4.18	9.21	7.90	1.22	2.10
	50	9.67	8.09	2.41	6.77	8.75	7.73	1.75	3.85	7.83	7.38	1.30	2.31	6.38	6.32	0.85	1.10
06	40	24.87	16.39	6.19	17.97	23.35	15.69	4.65	10.85	21.65	14.93	3.59	6.90	18.76	13.70	2.49	3.63
	45	19.75	14.11	4.92	11.78	18.06	13.41	3.60	6.81	16.36	12.72	2.72	4.16	13.71	11.67	1.82	2.07
	50	14.47	11.97	3.61	6.74	13.05	11.43	2.60	3.81	11.64	10.89	1.94	2.27	9.43	9.34	1.26	1.26
08	40	34.00	22.32	8.46	40.75	32.15	16.10	6.40	24.89	30.16	20.58	5.01	16.13	26.93	19.17	3.58	8.92
	45	27.14	19.27	6.76	26.96	25.09	18.41	5.00	15.68	23.15	17.60	3.85	9.99	20.20	16.43	2.69	5.32
	50	20.04	16.36	5.00	15.59	18.39	15.72	3.67	9.07	16.78	15.11	2.79	5.62	14.36	14.21	1.91	2.90
10	40	42.25	27.84	10.52	18.27	39.65	26.66	7.90	1.03	36.73	25.37	6.10	7.00	31.70	23.22	4.21	3.66
	45	33.53	23.99	8.35	11.98	30.69	22.81	6.12	6.93	27.76	21.61	4.61	4.23	22.97	19.73	3.05	2.05
	50	24.62	20.37	6.14	6.87	22.18	19.43	4.43	3.88	36.73	25.37	6.10	7.00	15.43	15.27	2.05	1.02
12	40	50.18	32.72	12.49	33.28	47.48	31.47	9.46	20.37	44.58	30.15	7.40	13.22	39.39	27.94	5.25	7.22
	45	40.14	28.21	10.00	22.10	37.11	26.93	7.40	13.01	34.01	25.65	5.65	8.11	29.31	23.76	3.90	4.23
	50	29.50	23.83	7.35	12.69	26.93	22.82	5.37	7.32	24.38	21.86	4.05	4.47	20.47	20.40	2.72	2.23
14	40	57.67	38.08	14.36	38.10	54.32	36.56	10.82	23.12	50.77	34.98	8.43	14.88	45.05	32.54	5.98	8.14
	45	45.86	32.87	11.42	25.04	42.25	31.37	8.42	14.64	38.85	29.99	6.45	9.17	33.63	27.90	4.47	4.81
	50	33.80	27.98	8.43	14.44	30.93	26.87	6.17	8.36	28.12	25.81	4.68	5.14	23.75	23.70	3.16	2.59
16	40	68.23	45.08	16.99	36.08	64.28	43.28	12.80	21.90	60.06	41.42	9.97	14.09	53.39	38.56	7.09	7.73
	45	54.26	38.92	13.51	23.71	50.09	37.19	9.98	13.91	46.11	35.55	7.66	8.73	39.87	33.09	5.30	4.58
	50	40.13	33.17	10.00	13.76	36.76	31.87	7.33	7.98	33.40	30.61	5.55	4.90	28.08	27.93	3.74	2.45
20	40	82.62	54.40	20.57	30.50	77.82	52.21	15.50	18.51	72.69	49.93	12.07	11.91	64.01	46.18	8.50	6.43
	45	65.74	46.92	16.38	20.07	60.50	44.72	12.06	11.71	55.39	42.64	9.20	7.29	47.31	39.43	6.29	3.74
	50	48.35	39.84	12.05	11.54	44.08	38.19	8.79	6.64	39.76	36.54	6.61	4.03	32.83	32.53	4.37	1.95

Note: 1. Air Entering Coil Conditions are 80 FDB / 67 FWB
2. Cooling capacities are rated at nominal CFM (High Fan Speed)

TC = Total Gross Cooling Capacity, MBH
SC = Sensible Heat Capacity, MBH
GPM = Water Flow Rate, gpm
PD = Water Pressure Drop, Ft of Water
EWT = Entering Water Temperature, °F

Product Specifications

UNIT MODELS		CFEB04	CFEB06	CFEB08	CFEB10	CFEB12	CFEB14	CFEB16	CFEB20
POWER CONNECTION	V/ph/Hz	220-240/1/50	220-240/1/50	220-240/1/50	220-240/1/50	220-240/1/50	220-240/1/50	220-240/1/50	220-240/1/50
MCA¹	A	0.50	0.48	0.78	1.04	1.04	1.67	1.71	1.71
SYSTEM DATA									
Airflow	cfm	400	600	800	1,000	1,200	1,400	1,600	2,000
Water Outlet Connection Size	in (mm)	1/2 (12.7)	1/2 (12.7)	3/4 (19)	3/4 (19)	3/4 (19)	3/4 (19)	3/4 (19)	3/4 (19)
Water Inlet Connection Size	in (mm)	1/2 (12.7)	1/2 (12.7)	3/4 (19)	3/4 (19)	3/4 (19)	3/4 (19)	3/4 (19)	3/4 (19)
Water Connection Type		Male adapter	Male adapter	Male adapter	Male adapter	Male adapter	Male adapter	Male adapter	Male adapter
COIL									
Fin Type		Slit/Coated	Slit/Coated	Slit/Coated	Slit/Coated	Slit/Coated	Slit/Coated	Slit/Coated	Slit/Coated
Fins per inch		12	16	14	16	16	16	15	16
Drain Connection Size	in (mm)	3/4 (19)	3/4 (19)	3/4 (19)	3/4 (19)	3/4 (19)	3/4 (19)	3/4 (19)	3/4 (19)
FAN									
Fan Type		FCC	FCC	FCC	FCC	FCC	FCC	FCC	FCC
Qty		2	2	2	4	4	4	4	4
Drive Type		Direct	Direct	Direct	Direct	Direct	Direct	Direct	Direct
MOTOR									
Motor Type		PSC	PSC	PSC	PSC	PSC	PSC	PSC	PSC
No. of Motor		1	1	1	2	2	2	2	2
No. of Speed		3	3	3	3	3	3	3	3
V/ph/Hz		220/1/50	220/1/50	220/1/50	220/1/50	220/1/50	220/1/50	220/1/50	220/1/50
RLA/LRA		0.40 / 0.54	0.39 / 0.53	0.62 / 1.41	0.46 / 0.71	0.46 / 0.71	0.74 / 1.60	0.76 / 1.69	0.76 / 1.69
DIMENSION (HxWxD)									
Packing (Shipping)	mm	692 x 1,143 x 278	692 x 1,143 x 278	692 x 1,391 x 278	692 x 1,641 x 278	692 x 1,641 x 278	692 x 1,886 x 278	692 x 2,137 x 278	692 x 2,137 x 278
Unit (Net)	mm	627 x 1,074 x 234	627 x 1,074 x 234	627 x 1,324 x 234	627 x 1,574 x 234	627 x 1,574 x 234	627 x 1,824 x 234	627 x 2,074 x 234	627 x 2,074 x 234
WEIGHT									
Packing (Shipping)	lb (kg)	75 (34)	81 (37)	99 (45)	130 (59)	134 (61)	150 (68)	181 (82)	189 (86)
Unit (Net)	lb (kg)	69 (31)	75 (34)	88 (40)	119 (54)	123 (56)	134 (61)	166 (75)	172 (78)

¹ MCA - Minimum Circuit Ampacity ; calculated as follow : 125% of the fan motor R.L Amps.

² CFM is rated with standard air-dry coil.



Trane optimizes the performance of home and buildings around the world. A business of Ingersoll Rand, the leader in creating and sustaining safe, comfortable, and energy efficient environments, Trane offers a broad portfolio of advance controls and HVAC systems, comprehensive building services, and parts. For more information, visit www.tranethailand.com

ทราน (ประเทศไทย)

เลขที่ 1126/2 ชั้น 30-31 อาคารวานิช 2 ถ.เพชรบุรีตัดใหม่ แขวงมักกะสัน เขตราชเทวี กรุงเทพฯ 10400

โทร. 0-2704-9999

©2012 Trane All rights reserved

UNT-SLB024-EN November 5, 2012

